

## **Incidents Summary Analysis by Zone**

**01/04/2019 00:00:00 to 01/07/2019 00:00:00**



## Incidents Summary Analysis by Zone

01/04/2019 00:00:00 to 01/07/2019 00:00:00

### Category Summary

#### Zone: Crowland

<u>Category Name</u>	<u>Sub Category Name</u>	<u>No. of Incidents</u>
Burglary		1
Weapons		1

---

**Total No. of Incidents in Zone Crowland: 2**

#### Zone: Holbeach

<u>Category Name</u>	<u>Sub Category Name</u>	<u>No. of Incidents</u>
Other Crime		1
Traffic Offence		1
Weapons	Bladed Article	1

---

**Total No. of Incidents in Zone Holbeach: 3**

#### Zone: Spalding

<u>Category Name</u>	<u>Sub Category Name</u>	<u>No. of Incidents</u>
Alarm Activation		1
Alcohol	Intoxication	2
Anti-Social Behaviour		1
Breach of Conditions or Ban		1
Criminal Damage & Arson		2
Domestic Abuse		2
Other Crime		1
Public Order	Assault (Pre 2018)	1
Robbery		1
Search for Person		3
Shoplifting		1
Theft from the Person		1
Traffic Offence	Collision	4
Vehicle Crime		1
Violence and Sexual	Assault	3
Weapons	Firearms	2

---

**Total No. of Incidents in Zone Spalding: 27**

---

**Total No. of Incidents : 32**

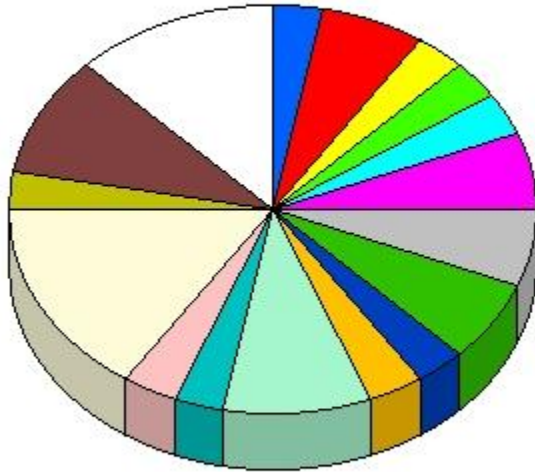
---



# Incidents Summary Analysis by Zone

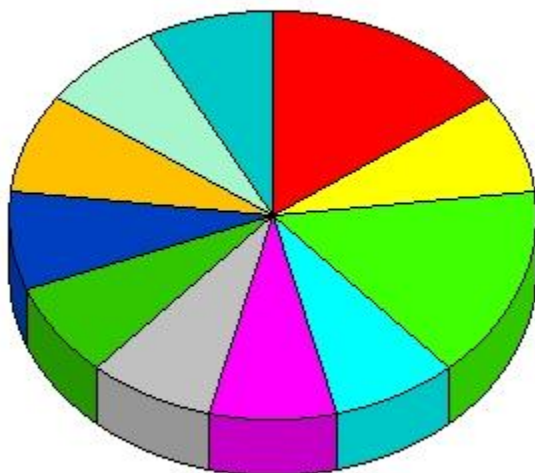
01/04/2019 00:00:00 to 01/07/2019 00:00:00

## No. of Incidents by Category



Alarm Activation	3.1%
Alcohol	6.3%
Anti-Social Behaviour	3.1%
Breach of Conditions or Ban	3.1%
Burglary	3.1%
Criminal Damage & Arson	6.3%
Domestic Abuse	6.3%
Other Crime	6.3%
Public Order	3.1%
Robbery	3.1%
Search for Person	9.4%
Shoplifting	3.1%
Theft from the Person	3.1%
Traffic Offence	15.6%
Vehicle Crime	3.1%
Violence and Sexual	9.4%
Weapons	12.5%
<b>Total:</b>	<b>100.0%</b>

## No. of Incidents by Sub Category



Assault	15.4%
Assault (Pre 2018)	7.7%
Bladed Article	15.4%
Collision	7.7%
Drink / Drug Driving	7.7%
Firearms	7.7%
Intoxication	7.7%
Missing Person	7.7%
No Insurance / Tax / Licence	7.7%
Sexual	7.7%
Wanted Person	7.7%
<b>Total:</b>	<b>100.0%</b>



## Incidents Summary Analysis by Zone

01/04/2019 00:00:00 to 01/07/2019 00:00:00

### Call Source Summary

#### Zone: Crowland

<u>Call Source</u>	<u>No. of Incidents</u>
Police - Radio	2

---

**Total No. of Incidents in Zone Crowland: 2**

#### Zone: Holbeach

<u>Call Source</u>	<u>No. of Incidents</u>
Police - Radio	3

---

**Total No. of Incidents in Zone Holbeach: 3**

#### Zone: Spalding

<u>Call Source</u>	<u>No. of Incidents</u>
BBC Office - Phone	1
Operator Generated	1
Police - Radio	25

---

**Total No. of Incidents in Zone Spalding: 27**

---

**Total No. of Incidents : 32**

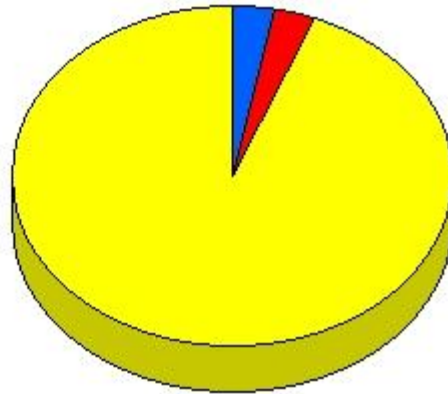
---



## Incidents Summary Analysis by Zone

01/04/2019 00:00:00 to 01/07/2019 00:00:00

### No. of Incidents by Call Source



BBC Office - Phone	3.1%
Operator Generated	3.1%
Police - Radio	93.8%
Total:	100.0%



## Incidents Summary Analysis by Zone

01/04/2019 00:00:00 to 01/07/2019 00:00:00

### Camera Summary

#### Zone: Crowland

<u>Camera Name</u>	<u>Camera Location</u>	<u>No. of Incidents</u>
SHDC 217	Trinity Bridge Crowland	2
SHDC 218	South Street Crowland	2
SHDC 219	West Street Crowland	2

---

**Total No. of Incidents in Zone Crowland: 2**

#### Zone: Holbeach

<u>Camera Name</u>	<u>Camera Location</u>	<u>No. of Incidents</u>
SHDC 220	High Street Holbeach	2
SHDC 221	High Street Holbeach	1
SHDC 222	Station Road Holbeach	1
SHDC 223	High Street Holbeach	2

---

**Total No. of Incidents in Zone Holbeach: 3**

#### Zone: Spalding

<u>Camera Name</u>	<u>Camera Location</u>	<u>No. of Incidents</u>
SHDC 201	Bridge Street	3
SHDC 202	Broad Street	1
SHDC 203	Market Place	5
SHDC 204	Hall Place	12
SHDC 205	Sheep Market	10
SHDC 206	Red Lion Street	7
SHDC 207	New Road	8
SHDC 208	Herring Lane	1
SHDC 209	Swan Street	2
SHDC 211	Westlode Street	8
SHDC 212	Winsover Road	4

---

**Total No. of Incidents in Zone Spalding: 27**

---

**Total No. of Incidents : 32**

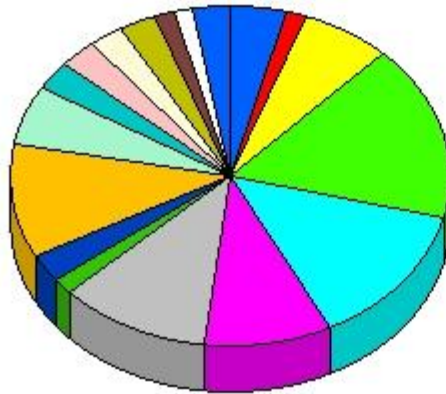
---



# Incidents Summary Analysis by Zone

01/04/2019 00:00:00 to 01/07/2019 00:00:00

## No. of Incidents by Camera



SHDC 201	4.1%
SHDC 202	1.4%
SHDC 203	6.8%
SHDC 204	16.4%
SHDC 205	13.7%
SHDC 206	9.6%
SHDC 207	11.0%
SHDC 208	1.4%
SHDC 209	2.7%
SHDC 211	11.0%
SHDC 212	5.5%
SHDC 217	2.7%
SHDC 218	2.7%
SHDC 219	2.7%
SHDC 220	2.7%
SHDC 221	1.4%
SHDC 222	1.4%
SHDC 223	2.7%
<b>Total:</b>	<b>100.0%</b>