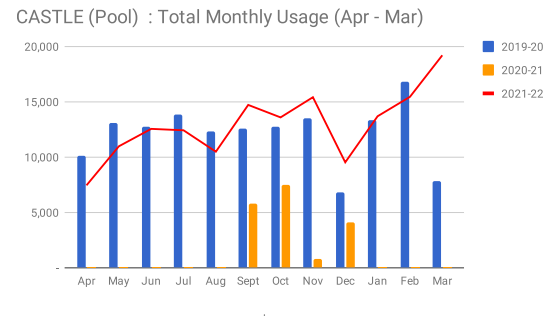
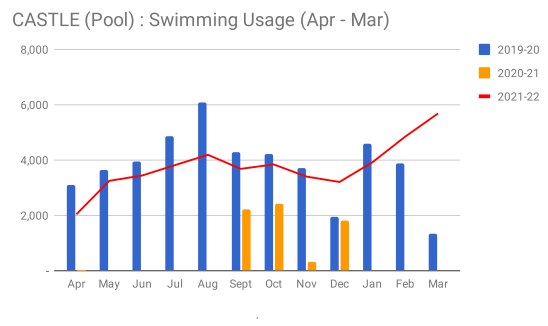


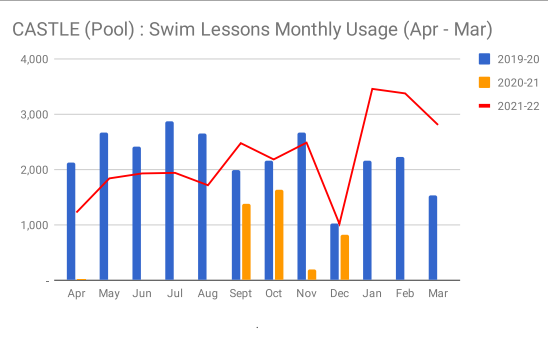
Castle Pool			2021/22 v 2020/21				
	2019-20	2020-21	2021-22	Month		YTD	
				Diff +/-	%	Diff +/-	%
Apr	10,089	-	7,454	7,454	#DIV/0!	7,454	#DIV/0!
May	13,100	-	10,980	10,980	#DIV/0!	18,434	79.99%
Jun	12,770	-	12,556	12,556	#DIV/0!	30,990	86.18%
Jul	13,822	-	12,428	12,428	#DIV/0!	43,418	87.22%
Aug	12,284	-	10,494	10,494	#DIV/0!	53,912	86.86%
Sept	12,592	5,803	14,721	8,918	153.68%	62,830	84.16%
Oct	12,782	7,475	13,593	6,118	81.84%	68,948	78.85%
Nov	13,506	843	15,416	14,573	1728.71%	83,521	82.74%
Dec	6,787	4,101	9,533	5,432	132.46%	88,953	82.57%
Jan	13,311	-	13,696	13,696	#DIV/0!	102,649	84.80%
Feb	16,824	-	15,450	15,450	#DIV/0!	118,099	85.66%
Mar	7,852	-	19,205	19,205	#DIV/0!	137,304	94.23%
<b>Total</b>	<b>145,719</b>	<b>18,222</b>	<b>155,526</b>			<b>137,304</b>	<b>94.23%</b>



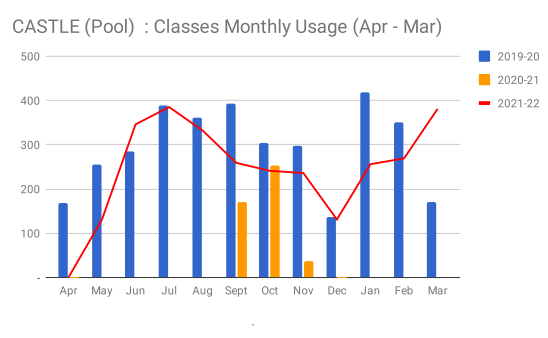
Swimming			2021/22 v 2020/21				
	2019-20	2020-21	2021-22	Month		YTD	
				Diff +/-	%	Diff +/-	%
Apr	3,103	-	2,038	2,038	#DIV/0!	2,038	#DIV/0!
May	3,658	-	3,249	3,249	#DIV/0!	5,287	#DIV/0!
Jun	3,931	-	3,441	3,441	#DIV/0!	8,728	#DIV/0!
Jul	4,866	-	3,817	3,817	#DIV/0!	12,545	#DIV/0!
Aug	6,067	-	4,190	4,190	#DIV/0!	16,735	#DIV/0!
Sept	4,288	2,219	3,682	1,463	65.93%	18,198	820.10%
Oct	4,221	2,413	3,841	1,428	59.18%	19,626	423.70%
Nov	3,709	333	3,402	3,069	921.62%	22,695	457.10%
Dec	1,958	1,814	3,208	1,394	76.85%	24,089	355.35%
Jan	4,577	-	3,916	3,916	#DIV/0!	26,005	413.11%
Feb	3,878	-	4,845	4,845	#DIV/0!	32,850	484.58%
Mar	1,343	-	5,685	5,685	#DIV/0!	38,535	568.45%
<b>Total</b>	<b>45,599</b>	<b>6,779</b>	<b>45,314</b>			<b>38,535</b>	<b>568.45%</b>



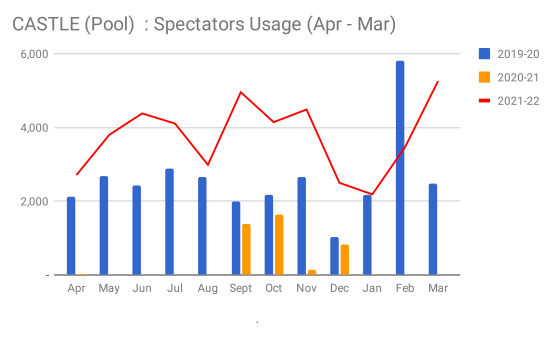
Swim Lessons			2021/22 v 2020/21				
	2019-20	2020-21	2021-22	Month		YTD	
				Diff +/-	%	Diff +/-	%
Apr	2,123	-	1,224	1,224	#DIV/0!	1,224	#DIV/0!
May	2,672	-	1,840	1,840	#DIV/0!	3,064	#DIV/0!
Jun	2,420	-	1,930	1,930	#DIV/0!	4,994	#DIV/0!
Jul	2,875	-	1,940	1,940	#DIV/0!	6,934	#DIV/0!
Aug	2,652	-	1,716	1,716	#DIV/0!	8,650	#DIV/0!
Sept	1,982	1,377	2,477	1,100	79.88%	9,750	708.06%
Oct	2,166	1,637	2,183	546	33.35%	10,296	341.61%
Nov	2,660	199	2,486	2,287	1149.25%	12,583	391.63%
Dec	1,018	819	1,018	200	24.37%	12,783	317.07%
Jan	2,160	-	3,458	3,458	#DIV/0!	16,241	402.84%
Feb	2,236	-	3,376	3,376	#DIV/0!	19,617	486.58%
Mar	1,539	-	2,807	2,807	#DIV/0!	22,424	556.21%
<b>Total</b>	<b>26,503</b>	<b>4,032</b>	<b>26,455</b>			<b>22,424</b>	<b>556.21%</b>



Classes			2021/22 v 2020/21				
	2019-20	2020-21	2021-22	Month		YTD	
				Diff +/-	%	Diff +/-	%
Apr	169	-	-	-	#DIV/0!	-	#DIV/0!
May	256	-	131	131	#DIV/0!	131	#DIV/0!
Jun	284	-	346	346	#DIV/0!	477	#DIV/0!
Jul	388	-	385	385	#DIV/0!	862	#DIV/0!
Aug	361	-	332	332	#DIV/0!	1,194	#DIV/0!
Sept	392	170	259	89	52.35%	1,283	754.71%
Oct	303	253	241	-12	-4.74%	1,271	300.47%
Nov	297	38	236	198	521.05%	1,469	318.66%
Dec	137	-	131	131	#DIV/0!	1,600	347.07%
Jan	419	-	256	256	#DIV/0!	1,856	402.60%
Feb	351	-	269	269	#DIV/0!	2,125	460.95%
Mar	171	-	381	381	#DIV/0!	2,506	543.60%
<b>Total</b>	<b>3,528</b>	<b>461</b>	<b>2,967</b>			<b>2,506</b>	<b>543.60%</b>

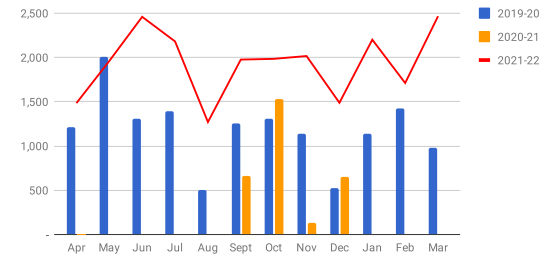


Spectators			2021/22 v 2020/21				
	2019-20	2020-21	2021-22	Month		YTD	
				Diff +/-	%	Diff +/-	%
Apr	2,123	-	2,708	2,708	#DIV/0!	2,708	#DIV/0!
May	2,672	-	3,800	3,800	#DIV/0!	6,508	#DIV/0!
Jun	2,420	-	4,380	4,380	#DIV/0!	10,888	#DIV/0!
Jul	2,875	-	4,105	4,105	#DIV/0!	14,993	#DIV/0!
Aug	2,652	-	2,986	2,986	#DIV/0!	17,979	#DIV/0!
Sept	1,982	1,377	4,954	3,577	259.77%	21,556	1565.43%
Oct	2,166	1,637	4,143	2,506	153.08%	24,062	798.34%
Nov	2,660	137	4,486	4,350	3186.45%	28,412	901.81%
Dec	1,018	819	2,498	1,680	205.19%	30,091	758.15%
Jan	2,160	-	2,185	2,185	#DIV/0!	32,276	813.20%
Feb	5,817	-	3,471	3,471	#DIV/0!	35,747	900.66%
Mar	2,465	-	5,257	5,257	#DIV/0!	41,004	1033.11%
<b>Total</b>	<b>31,010</b>	<b>3,969</b>	<b>44,973</b>			<b>41,004</b>	<b>1033.11%</b>



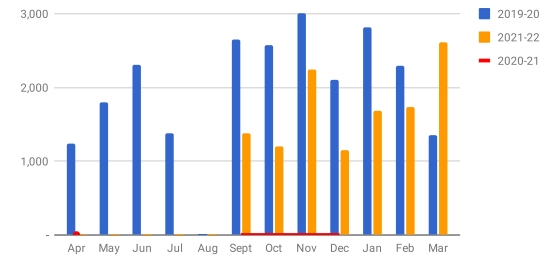
Wetside Clubs				2021/22 v 2020/21			
	2019-20	2020-21	2021-22	Month		YTD	
				Diff +/-	%	Diff +/-	%
Apr	1,214	-	1,484	1,484	#DIV/0!	1,484	#DIV/0!
May	2,010	-	1,960	1,960	#DIV/0!	3,444	#DIV/0!
Jun	1,304	-	2,459	2,459	#DIV/0!	5,903	#DIV/0!
Jul	1,396	-	2,181	2,181	#DIV/0!	8,084	#DIV/0!
Aug	507	-	1,270	1,270	#DIV/0!	9,354	#DIV/0!
Sept	1,253	660	1,976	1,316	199.39%	10,670	1616.67%
Oct	1,308	1,535	1,984	449	29.23%	11,119	506.49%
Nov	1,135	137	2,016	1,880	1376.92%	12,998	557.45%
Dec	528	650	1,488	838	128.92%	13,836	454.03%
Jan	1,138	-	2,201	2,201	#DIV/0!	16,037	537.85%
Feb	1,428	-	1,711	1,711	#DIV/0!	17,748	595.23%
Mar	983	-	2,466	2,466	#DIV/0!	20,214	677.93%
<b>Total</b>	<b>14,204</b>	<b>2,982</b>	<b>23,196</b>			<b>20,214</b>	<b>677.93%</b>

CASTLE (Pool) : Club Usage (Apr - Mar)



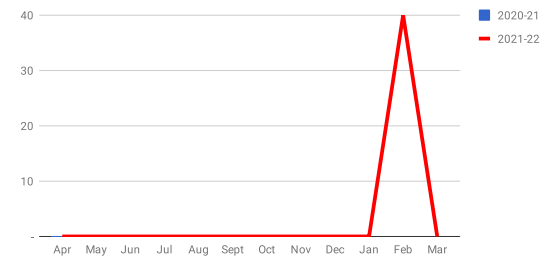
Schools				2021/22 v 2020/21			
	2019-20	2020-21	2021-22	Month		YTD	
				Diff +/-	%	Diff +/-	%
Apr	1,237	-	-	-	#DIV/0!	-	#DIV/0!
May	1,792	-	-	-	#DIV/0!	-	#DIV/0!
Jun	2,311	-	-	-	#DIV/0!	-	#DIV/0!
Jul	1,377	-	-	-	#DIV/0!	-	#DIV/0!
Aug	-	-	-	-	#DIV/0!	-	#DIV/0!
Sept	2,650	-	1,373	1,373	#DIV/0!	1,373	#DIV/0!
Oct	2,573	-	1,201	1,201	#DIV/0!	2,574	#DIV/0!
Nov	3,000	-	2,240	2,240	#DIV/0!	4,814	#DIV/0!
Dec	2,098	-	1,145	1,145	#DIV/0!	5,959	#DIV/0!
Jan	2,812	-	1,680	1,680	#DIV/0!	7,639	#DIV/0!
Feb	2,292	-	1,738	1,738	#DIV/0!	9,377	#DIV/0!
Mar	1,351	-	2,609	2,609	#DIV/0!	11,986	#DIV/0!
<b>Total</b>	<b>23,493</b>	<b>-</b>	<b>11,986</b>			<b>11,986</b>	<b>#DIV/0!</b>

CASTLE (Pool) : School Usage (Apr - Mar)



Parties				2021/22 v 2020/21			
	2019-20	2020-21	2021-22	Month		YTD	
				Diff +/-	%	Diff +/-	%
Apr	-	-	-	-	#DIV/0!	-	#DIV/0!
May	-	-	-	-	#DIV/0!	-	#DIV/0!
Jun	-	-	-	-	#DIV/0!	-	#DIV/0!
Jul	-	-	-	-	#DIV/0!	-	#DIV/0!
Aug	-	-	-	-	#DIV/0!	-	#DIV/0!
Sept	-	-	-	-	#DIV/0!	-	#DIV/0!
Oct	-	-	-	-	#DIV/0!	-	#DIV/0!
Nov	-	-	-	-	#DIV/0!	-	#DIV/0!
Dec	-	-	-	-	#DIV/0!	-	#DIV/0!
Jan	-	-	-	-	#DIV/0!	-	#DIV/0!
Feb	-	-	40	40	#DIV/0!	40	#DIV/0!
Mar	-	-	-	-	#DIV/0!	40	#DIV/0!
<b>Total</b>	<b>-</b>	<b>-</b>	<b>40</b>			<b>40</b>	<b>#DIV/0!</b>

CASTLE (Pool) : Party Usage (Apr - Mar)



Events				2021/22 v 2020/21			
	2019-20	2020-21	2021-22	Month		YTD	
				Diff +/-	%	Diff +/-	%
Apr	120	-	-	-	#DIV/0!	-	#DIV/0!
May	40	-	-	-	#DIV/0!	-	0.00%
Jun	100	-	-	-	#DIV/0!	-	0.00%
Jul	45	-	-	-	#DIV/0!	-	0.00%
Aug	45	-	-	-	#DIV/0!	-	0.00%
Sept	45	-	-	-	#DIV/0!	-	0.00%
Oct	45	-	-	-	#DIV/0!	-	0.00%
Nov	45	-	550	550	#DIV/0!	550	113.40%
Dec	30	-	45	45	#DIV/0!	595	115.53%
Jan	45	-	-	-	#DIV/0!	595	106.25%
Feb	822	-	-	-	#DIV/0!	595	43.05%
Mar	-	-	-	-	#DIV/0!	595	43.05%
<b>Total</b>	<b>1,382</b>	<b>-</b>	<b>595</b>			<b>595</b>	<b>43.05%</b>

CASTLE (Pool) : Events Usage (Apr - Mar)

