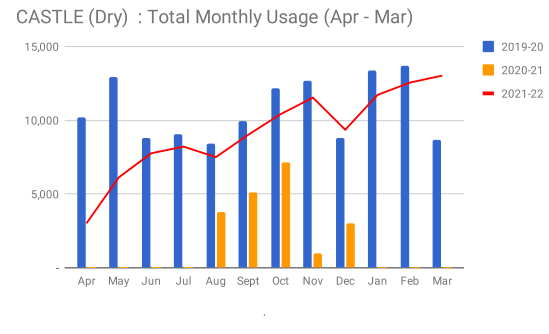
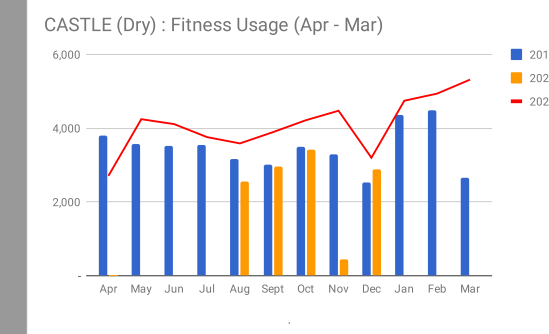


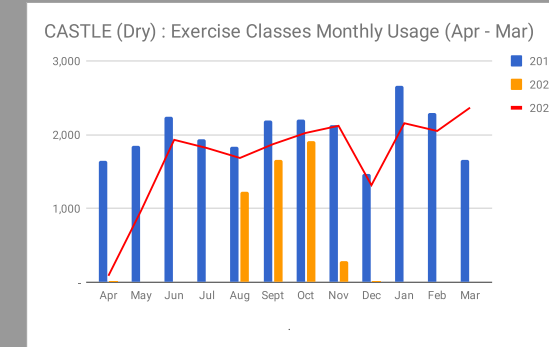
Castle Sports Centre			2021/22 v 2020/21				
	2019-20	2020-21	2021-22	Month		YTD	
				Diff +/-	%	Diff +/-	%
Apr	10,228	-	3,016	3,016	#DIV/0!	3,016	#DIV/0!
May	12,925	-	6,131	6,131	#DIV/0!	9,147	#DIV/0!
Jun	8,778	-	7,761	7,761	#DIV/0!	16,908	#DIV/0!
Jul	9,040	-	8,214	8,214	#DIV/0!	25,122	#DIV/0!
Aug	8,398	3,775	7,503	3,728	98.75%	28,850	764.24%
Sept	9,915	5,115	9,016	3,901	76.27%	32,751	368.40%
Oct	12,139	7,176	10,413	3,237	45.11%	35,988	224.00%
Nov	12,659	966	11,535	10,569	1093.88%	46,557	273.35%
Dec	8,806	2,990	9,360	6,370	213.04%	52,927	264.34%
Jan	13,347	-	11,720	11,720	#DIV/0!	64,647	322.87%
Feb	13,718	-	12,554	12,554	#DIV/0!	77,201	385.58%
Mar	8,664	-	13,029	13,029	#DIV/0!	90,230	450.65%
Total	128,617	20,022	110,252			90,230	450.65%



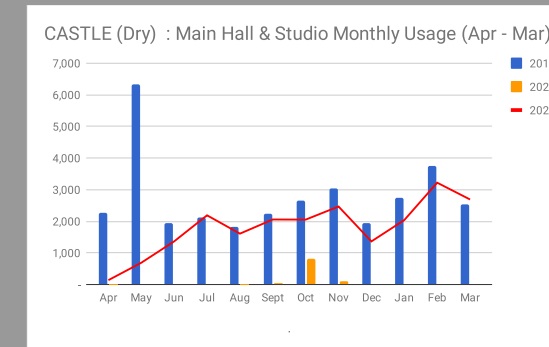
Gym			2021/22 v 2020/21				
	2019-20	2020-21	2021-22	Month		YTD	
				Diff +/-	%	Diff +/-	%
Apr	3,808	-	2,708	2,708	#DIV/0!	2,708	#DIV/0!
May	3,563	-	4,244	4,244	#DIV/0!	6,952	#DIV/0!
Jun	3,514	-	4,110	4,110	#DIV/0!	11,062	#DIV/0!
Jul	3,536	-	3,758	3,758	#DIV/0!	14,820	#DIV/0!
Aug	3,160	2,548	3,587	1,039	40.78%	15,859	622.41%
Sept	3,010	2,972	3,891	919	30.92%	16,778	303.95%
Oct	3,484	3,429	4,214	785	22.89%	17,563	196.26%
Nov	3,279	443	4,473	4,030	909.71%	21,593	229.91%
Dec	2,516	2,882	3,198	316	10.96%	21,909	178.50%
Jan	4,363	-	4,744	4,744	#DIV/0!	26,653	217.15%
Feb	4,485	-	4,938	4,938	#DIV/0!	31,591	257.38%
Mar	2,648	-	5,316	5,316	#DIV/0!	36,907	300.69%
Total	41,366	12,274	49,181			36,907	300.69%



Classes			2021/22 v 2020/21				
	2019-20	2020-21	2021-22	Month		YTD	
				Diff +/-	%	Diff +/-	%
Apr	1,639	-	87	87	#DIV/0!	87	#DIV/0!
May	1,848	-	976	976	#DIV/0!	1,063	#DIV/0!
Jun	2,244	-	1,930	1,930	#DIV/0!	2,993	#DIV/0!
Jul	1,940	-	1,818	1,818	#DIV/0!	4,811	#DIV/0!
Aug	1,835	1,227	1,684	457	37.25%	5,268	429.34%
Sept	2,197	1,663	1,870	207	12.45%	5,475	189.45%
Oct	2,210	1,913	2,023	110	5.75%	5,585	116.28%
Nov	2,124	281	2,120	1,839	654.45%	7,424	146.03%
Dec	1,468	-	1,315	1,315	#DIV/0!	8,739	171.89%
Jan	2,660	-	2,155	2,155	#DIV/0!	10,894	214.28%
Feb	2,292	-	2,050	2,050	#DIV/0!	12,944	254.60%
Mar	1,660	-	2,366	2,366	#DIV/0!	15,310	301.14%
Total	24,117	5,084	20,394			15,310	301.14%



Dryside Activities [Main Hall & Studio]			2021/22 v 2020/21				
	2019-20	2020-21	2021-22	Month		YTD	
				Diff +/-	%	Diff +/-	%
Apr	2,264	-	138	138	#DIV/0!	138	#DIV/0!
May	6,338	-	688	688	#DIV/0!	826	#DIV/0!
Jun	1,945	-	1,364	1,364	#DIV/0!	2,190	#DIV/0!
Jul	2,124	-	2,188	2,188	#DIV/0!	4,378	#DIV/0!
Aug	1,828	-	1,608	1,608	#DIV/0!	5,986	#DIV/0!
Sept	2,244	42	2,056	2,014	4795.24%	8,000	19047.82%
Oct	2,653	824	2,052	1,228	149.01%	9,228	1065.52%
Nov	3,032	98	2,466	2,368	2411.71%	11,596	1202.59%
Dec	1,938	12	1,363	1,351	11258.33%	12,947	1326.20%
Jan	2,742	-	2,038	2,038	#DIV/0!	14,985	1534.96%
Feb	3,739	-	3,220	3,220	#DIV/0!	18,205	1864.80%
Mar	2,539	-	2,689	2,689	#DIV/0!	20,894	2140.25%
Total	33,386	976	21,870			20,894	2140.25%



Bowls			2021/22 v 2020/21				
	2019-20	2020-21	2021-22	Month		YTD	
				Diff +/-	%	Diff +/-	%
Apr	2,517	-	83	83	#DIV/0!	83	#DIV/0!
May	1,176	-	223	223	#DIV/0!	306	#DIV/0!
Jun	1,075	-	357	357	#DIV/0!	663	#DIV/0!
Jul	1,440	-	450	450	#DIV/0!	1,113	#DIV/0!
Aug	1,575	-	624	624	#DIV/0!	1,737	#DIV/0!
Sept	2,464	438	1,199	761	173.74%	2,498	570.32%
Oct	3,792	1,010	2,124	1,114	110.30%	3,612	249.45%
Nov	4,224	144	2,476	2,332	1619.44%	5,944	373.37%
Dec	2,884	96	3,484	3,388	3529.17%	9,332	552.84%
Jan	3,582	-	2,783	2,783	#DIV/0!	12,115	717.71%
Feb	3,202	-	2,346	2,346	#DIV/0!	14,461	856.69%
Mar	1,817	-	2,658	2,658	#DIV/0!	17,119	1014.16%
Total	29,748	1,688	18,807			17,119	1014.16%

