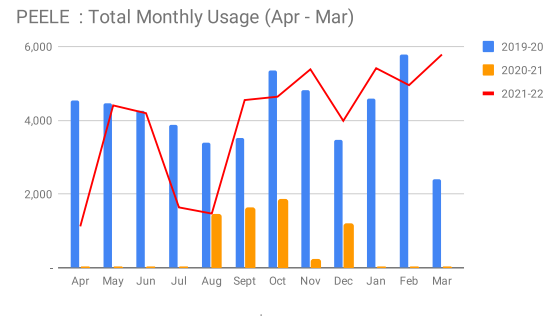
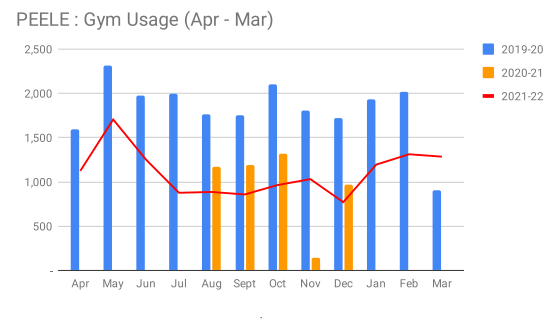


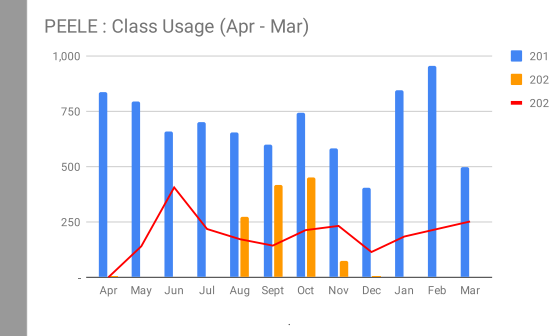
PEELE LEISURE CENTRE				2021/22 v 2020/21			
	2019-20	2020-21	2021-22	Month		YTD	
				Diff +/-	%	Diff +/-	%
Apr	4,548	-	1,124	1,124	#DIV/0!	1,124	#DIV/0!
May	4,450	-	4,403	4,403	#DIV/0!	5,527	#DIV/0!
Jun	4,254	-	4,191	4,191	#DIV/0!	9,718	#DIV/0!
Jul	3,866	-	1,638	1,638	#DIV/0!	11,356	#DIV/0!
Aug	3,404	1,444	1,470	26	1.80%	11,382	788.23%
Sept	3,527	1,605	4,548	2,943	183.36%	14,325	469.83%
Oct	5,344	1,854	4,639	2,785	150.22%	17,110	348.97%
Nov	4,810	218	5,381	5,163	2368.35%	22,273	434.93%
Dec	3,478	1,175	3,985	2,810	239.15%	25,083	398.40%
Jan	4,594	-	5,411	5,411	#DIV/0!	30,494	484.34%
Feb	5,791	-	4,952	4,952	#DIV/0!	35,446	562.99%
Mar	2,390	-	5,782	5,782	#DIV/0!	41,228	654.83%
Total	50,456	6,296	47,524			41,228	654.83%



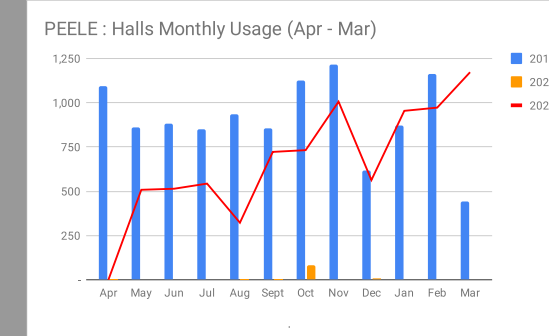
Gym				2021/22 v 2020/21			
	2019-20	2020-21	2021-22	Month		YTD	
				Diff +/-	%	Diff +/-	%
Apr	1,597	-	1,124	1,124	#DIV/0!	1,124	#DIV/0!
May	2,319	-	1,705	1,705	#DIV/0!	2,829	#DIV/0!
Jun	1,971	-	1,251	1,251	#DIV/0!	4,080	#DIV/0!
Jul	1,996	-	877	877	#DIV/0!	4,957	#DIV/0!
Aug	1,763	1,170	886	- 284	-24.27%	4,673	399.40%
Sept	1,752	1,188	858	- 330	-27.78%	4,343	184.18%
Oct	2,102	1,318	964	- 354	-26.86%	3,989	108.51%
Nov	1,804	142	1,031	889	626.06%	4,878	127.76%
Dec	1,723	968	771	- 197	-20.35%	4,681	97.81%
Jan	1,934	-	1,195	1,195	#DIV/0!	5,876	122.77%
Feb	2,020	-	1,312	1,312	#DIV/0!	7,188	150.19%
Mar	900	-	1,285	1,285	#DIV/0!	8,473	177.04%
Total	21,881	4,786	13,259			8,473	177.04%



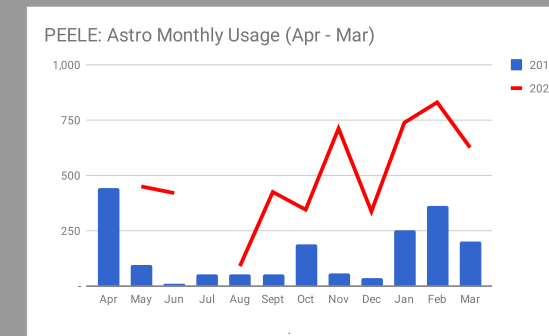
Exercise Classes				2021/22 v 2020/21			
	2019-20	2020-21	2021-22	Month		YTD	
				Diff +/-	%	Diff +/-	%
Apr	838	-	-	-	#DIV/0!	-	#DIV/0!
May	796	-	140	140	#DIV/0!	140	#DIV/0!
Jun	658	-	406	406	#DIV/0!	546	#DIV/0!
Jul	700	-	218	218	#DIV/0!	764	#DIV/0!
Aug	656	274	172	- 102	-37.23%	662	241.81%
Sept	599	417	143	- 274	-65.71%	388	56.15%
Oct	745	452	213	- 239	-52.88%	149	13.04%
Nov	582	76	232	156	205.26%	305	25.02%
Dec	403	-	114	114	#DIV/0!	419	34.37%
Jan	847	-	184	184	#DIV/0!	603	49.47%
Feb	954	-	218	218	#DIV/0!	821	67.35%
Mar	497	-	252	252	#DIV/0!	1,073	88.02%
Total	8,275	1,219	2,292			1,073	88.02%



Dryside Activities [Main Hall & Studio]				2021/22 v 2020/21			
	2019-20	2020-21	2021-22	Month		YTD	
				Diff +/-	%	Diff +/-	%
Apr	1,094	-	-	-	#DIV/0!	-	#DIV/0!
May	858	-	508	508	#DIV/0!	508	#DIV/0!
Jun	881	-	514	514	#DIV/0!	1,022	#DIV/0!
Jul	849	-	543	543	#DIV/0!	1,565	#DIV/0!
Aug	934	-	322	322	#DIV/0!	1,887	#DIV/0!
Sept	855	-	722	722	#DIV/0!	2,609	#DIV/0!
Oct	1,125	84	732	648	771.43%	3,257	3877.38%
Nov	1,217	-	1,006	1,006	#DIV/0!	4,263	5075.00%
Dec	617	7	563	556	7942.86%	4,819	5295.60%
Jan	873	-	954	954	#DIV/0!	5,773	6343.96%
Feb	1,162	-	972	972	#DIV/0!	6,745	7412.09%
Mar	443	-	1,172	1,172	#DIV/0!	7,917	8700.00%
Total	10,908	91	8,008			7,917	8700.00%

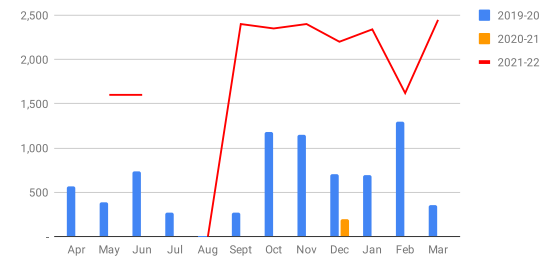


Astro				2021/22 v 2020/21			
	2019-20	2020-21	2021-22	Month		YTD	
				Diff +/-	%	Diff +/-	%
Apr	444	-	-	-	#DIV/0!	-	#DIV/0!
May	93	-	450	450	#DIV/0!	450	#DIV/0!
Jun	12	-	420	420	#DIV/0!	870	#DIV/0!
Jul	51	-	-	-	#DIV/0!	870	#DIV/0!
Aug	51	-	90	90	#DIV/0!	960	#DIV/0!
Sept	51	-	425	425	#DIV/0!	1,385	#DIV/0!
Oct	188	-	345	345	#DIV/0!	1,730	#DIV/0!
Nov	55	-	712	712	#DIV/0!	2,442	#DIV/0!
Dec	35	-	337	337	#DIV/0!	2,779	#DIV/0!
Jan	250	-	738	738	#DIV/0!	3,517	#DIV/0!
Feb	360	-	830	830	#DIV/0!	4,347	#DIV/0!
Mar	200	-	626	626	#DIV/0!	4,973	#DIV/0!
Total	1,790	-	4,973			4,973	#DIV/0!



Academy Use			2021/22 v 2020/21				
	2019-20	2020-21	2021-22	Month		YTD	
				Diff +/-	%	Diff +/-	%
Apr	565			-	#DIV/0!	-	#DIV/0!
May	384		1,600	1,600	#DIV/0!	1,600	#DIV/0!
Jun	732		1,600	1,600	#DIV/0!	3,200	#DIV/0!
Jul	270			-	#DIV/0!	3,200	#DIV/0!
Aug	-			-	#DIV/0!	3,200	#DIV/0!
Sept	270		2,400	2,400	#DIV/0!	5,600	#DIV/0!
Oct	1,184		2,350	2,350	#DIV/0!	7,950	#DIV/0!
Nov	1,152		2,400	2,400	#DIV/0!	10,350	#DIV/0!
Dec	700	200	2,200	2,000	1000.00%	12,350	6175.00%
Jan	690		2,340	2,340	#DIV/0!	14,690	7345.00%
Feb	1,295		1,620	1,620	#DIV/0!	16,310	8155.00%
Mar	350		2,447	2,447	#DIV/0!	18,757	9378.50%
Total	7,592	200	18,957			18,757	9378.50%

PEELE : Academy Usage (Apr - Mar)



External school use			2021/22 v 2020/21				
	2019-20	2020-21	2021-22	Month		YTD	
				Diff +/-	%	Diff +/-	%
Apr	10			-	#DIV/0!	-	#DIV/0!
May	-			-	#DIV/0!	-	#DIV/0!
Jun	-			-	#DIV/0!	-	#DIV/0!
Jul	-			-	#DIV/0!	-	#DIV/0!
Aug	-			-	#DIV/0!	-	#DIV/0!
Sept	-			-	#DIV/0!	-	#DIV/0!
Oct	-		35	35	#DIV/0!	35	#DIV/0!
Nov	-			-	#DIV/0!	35	#DIV/0!
Dec	-			-	#DIV/0!	35	#DIV/0!
Jan	-			-	#DIV/0!	35	#DIV/0!
Feb	-			-	#DIV/0!	35	#DIV/0!
Mar	-			-	#DIV/0!	35	#DIV/0!
Total	10	-	35			35	#DIV/0!

PEELE : External School Usage (Apr - Mar)

